



Purpose

The observation capture is a work-based assessment tool which assesses **skill development**, **tracks progress** and provides **targeted feedback** for improvement.

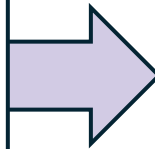


Pain point

Work-based assessments feel like **'tick-box' tasks**, not meaningful learning opportunities

Manual processes make completion time-consuming and inefficient

Trainees and supervisors find them **less helpful for development** and engagement



Solution

Observation captures link directly to **learning goals**, providing evidence of skill development

The form is **completed online**, making the process easier and more consistent

Trainees receive **timely, constructive feedback** on real work tasks and this can be from a range of assessors



Benefits

- **Immediate, constructive feedback:** from a variety of assessors offering different perspectives
- **Assess a wide range of competencies:** the learning goals capture a variety of professional behaviours, knowledge and skills relevant to physician practice
- **Realistic evaluation of skills:** based on actual, observed-tasks in the workplace



What this means in practice

- Trainees will **continue to be observed and assessed** in their daily work
- Trainees will have the opportunity to get **feedback on their performance** from their other non-physician colleagues
- The observation capture form allows assessors to **specify which learning goal components** were observed



Here are the key resources to support your understanding of observation captures. They're organised in a recommended order and tailored to your role.





All roles – start here to build a baseline of understanding

Observation capture workshop series

1. [Overview and definition](#)
2. [How it works](#)
3. [What this means for different roles](#)
4. [How it looks in TMP](#)
5. [Differences compared to PREP](#)
6. [How they are used for training progression](#)




Observation capture activity

-  [Video case study](#)
-  [Practical activity](#)

Total time – 30 mins



Trainees – TMP user instructions

-  [Submit an observation capture](#)
-  [Add a comment to an observation capture](#)
-  [Observation capture written instructions](#)

Total time – 10 mins



Supervisors – TMP user instructions

-  [Give feedback on an observation capture](#)
-  [Observation capture written instructions](#)

Total time – 5 mins



Assessors – TMP user instructions

Trainees can invite external assessors to provide feedback. Assessors do not need an RACP or TMP account.

-  [Unrelated assessor feedback written instructions](#)

Total time – 5 mins